

Energy Labelling Scheme for Facade Windows

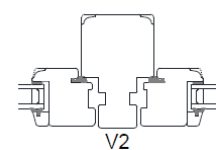
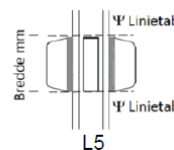
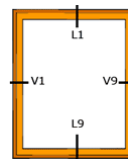
Appendix 1.5 – Application form



					Yes	No		
Name of product system (stated on the certificate)					DVV-marked		DVV Certification number	
FRP	Hardwood	Metal	Plastic	Wood	Wood system 2 ECO		Wood/Alu	Wood/FRP
E _{ref} -value		U _w -value		g _w -value	F _f -value		Min. T _{oi} °C	Inward/outward
Name of standard pane in product system			U _g -value		g _g -value		LT _g -value	
Construction of standard pane		Name of spacer in standard pane			λ _k – equivalent thermal conductivity spacer in standard pane			
Width of standard glazing bar in mm			Name of spacer in standard glazing bar		Psi-value – line loss at glazing bar			

Note: The figures above must be 100 % identical with the calculation report from the notified body and must be stated with the same number of decimals as in the example.

INFORMATION/DOCUMENTATION TO BE ENCLOSED WITH THIS APPLICATION	
1	Enclose a signed agreement on affiliation to the Energy Labelling Scheme for Facade Windows. <ul style="list-style-type: none"> (Only on admission).
2	Enclose a signed inspection agreement entered with the certification body appointed by the Scheme. <ul style="list-style-type: none"> (Only on admission).
3	Enclose a calculation report made by a notified body according to EN ISO 10077 – method 1 or 2, applying to the reference window and the standard glazing bar.
4	Enclose an example of an offer for the "reference window", in which the following is clearly stated: <ul style="list-style-type: none"> Name of product system (must be identical with the name on the certificate). Energy class for product system. E_{ref} for the product system and a reference to the energy labelling certificate at www.energivinduer.dk. The energy gain E_w of the window in question (must be within +/- 1 according to the calculation report). The U_w-value of the window in question (must be within +/- 0,05 according to the calculation report). The proportion of glass F_f of the window in question (must be within +/- 0,01 according to the calculation report). The g_g-value and LT_g-value of the window in question. <p>If the manufacturer has several energy labelled product systems, the general information may be supplied in the form of a table at the back of the offer/order (ask for a copy, if relevant).</p>
5	Enclose documentation for standard pane and spacer in standard pane/standard glazing bar (data sheets).
6	Enclose a link to the company's homepage, if relevant. The link will be made accessible at www.energivinduer.dk . <ul style="list-style-type: none"> (Only on admission).
7	Enclose the following sectional drawings <u>with the dimensions fully marked</u> in an appropriate scale. <ul style="list-style-type: none"> L1, L9, V1 and V9 for the reference window. L5 for the standard glazing bar. V2 for the standard window mullion. <p>The drawings must be marked according to the sketches to the right.</p>



Name of manufacturing company (subject to external inspection)	Company code	
Address of the manufacturing company	Postal code	Town

Name of company (stated on the certificate)	Tel.	
Address	Postal code	Town
Date:	Name/Signature of company:	